

OPEN -- Overall Stage Results
Singapore Open Shooting Championship 2010
Printed July 13, 2010 at 14:43



Stage 1 -- Fall In

	PTS	TIME	HIT FACTOR	STAGE POINTS	STAGE PERCENT	COMPETITOR # Name
1	43	7.50	5.7333	45.0000	100.00	2 Ho, Michael
2	43	7.67	5.6063	44.0026	97.78	8 Lai, Kwong Sang
3	45	10.29	4.3732	34.3244	76.28	10 Tse, Lai Man
4	43	9.99	4.3043	33.7838	75.08	25 Loh, Eric Joel
5	44	11.54	3.8128	29.9262	66.50	7 Pledger, Kevin
6	44	11.58	3.7997	29.8229	66.27	45 Puk, James
7	41	11.00	3.7273	29.2548	65.01	9 Tang, Kam Tim
8	43	11.61	3.7037	29.0698	64.60	44 Lim, David
9	44	12.59	3.4948	27.4304	60.96	6 Leong, Harry
10	28	11.64	2.4055	18.8804	41.96	5 Wong, Steve
11	30	13.75	2.1818	17.1247	38.05	3 Ng, Simon

STANDARD -- Overall Stage Results
Singapore Open Shooting Championship 2010
Printed July 13, 2010 at 14:43



Stage 1 -- Fall In

	PTS	TIME	HIT FACTOR	STAGE POINTS	STAGE PERCENT	COMPETITOR # Name
1	39	10.14	3.8462	45.0000	100.00	63 Ong, Eng Chong
2	43	11.58	3.7133	43.4456	96.55	65 Thang, Kelvin
3	44	12.68	3.4700	40.5994	90.22	62 Baluyot, Arturo, Sr
4	39	12.51	3.1175	36.4748	81.06	68 Cainto, Reynold
5	43	14.59	2.9472	34.4825	76.63	23 Wee, Soh King
6	43	14.97	2.8724	33.6072	74.68	66 Lee, Alvin
7	43	21.55	1.9954	23.3457	51.88	4 Buenaventora, Ronald
8	26	19.18	1.3556	15.8603	35.25	64 Cheung, Ricky
9	40	33.08	1.2092	14.1475	31.44	24 Koh, Adrian

PRODUCTION -- Overall Stage Results
 Singapore Open Shooting Championship 2010
 Printed July 13, 2010 at 14:43



Stage 1 -- Fall In

	PTS	TIME	HIT FACTOR	STAGE POINTS	STAGE PERCENT	COMPETITOR # Name
1	45	7.06	6.3739	45.0000	100.00	74 Chow, Alex
2	41	6.88	5.9593	42.0727	93.49	27 Liaw, Wei Shing
3	43	7.46	5.7641	40.6944	90.43	26 Pang, Stuart
4	45	8.66	5.1963	36.6859	81.52	1 Lee, Matthew
5	41	8.63	4.7509	33.5411	74.54	50 Velayudhan, Sivakumar
6	43	9.65	4.4560	31.4591	69.91	30 Wu, Julian
7	43	9.98	4.3086	30.4188	67.60	34 Gurung, Suman
8	41	9.79	4.1879	29.5669	65.70	69 Poh, Kelvin
9	41	10.56	3.8826	27.4110	60.91	73 Sim, Francis
10	37	9.57	3.8662	27.2957	60.66	33 Chongbong, Naresh
11	39	10.43	3.7392	26.3988	58.66	21 Singh, Sandeep
12	45	12.24	3.6765	25.9559	57.68	75 Teng, Kelvin
13	41	11.20	3.6607	25.8446	57.43	32 Gurung, Balbahadur
14	39	10.74	3.6313	25.6369	56.97	71 Ahmad, Nazli
15	43	12.19	3.5275	24.9040	55.34	72 Choi, Wei Meng
16	41	11.63	3.5254	24.8891	55.31	39 Rai, Padam Sundar
17	39	11.12	3.5072	24.7608	55.02	38 Magar, Rabindra Buhda
18	41	11.83	3.4658	24.4683	54.37	57 Toh, Pei Lian
19	33	9.54	3.4591	24.4214	54.27	37 Rana, Ranbahdur
20	39	11.39	3.4241	24.1738	53.72	19 Tan, Guan Hua
21	43	12.72	3.3805	23.8664	53.04	56 Mohd Ali, Herwandy
22	41	12.52	3.2748	23.1198	51.38	70 Thng, Tony
23	43	13.34	3.2234	22.7571	50.57	35 Rai, Barja Kumar
24	26	8.14	3.1941	22.5504	50.11	20 Loh, Raymond
25	28	9.34	2.9979	21.1649	47.03	49 Chan, William
26	28	9.47	2.9567	20.8743	46.39	51 Ng, Lionel
27	43	14.95	2.8763	20.3064	45.13	48 Chua, Soon Heng
28	41	14.89	2.7535	19.4399	43.20	11 Ho, Eddie
29	35	13.90	2.5180	17.7770	39.50	52 Ho, Wee Wan
30	28	11.17	2.5067	17.6974	39.33	13 Wong, Ding Fui Leo
31	26	10.57	2.4598	17.3661	38.59	36 Chhantel, Suryaman
32	43	17.61	2.4418	17.2391	38.31	31 Symons, Alan
33	30	14.32	2.0950	14.7905	32.87	76 Mazrudi, Yuszairy
34	30	14.37	2.0877	14.7390	32.75	58 Loke, Civon
35	26	13.11	1.9832	14.0015	31.11	54 Tong, Ken
36	28	14.87	1.8830	13.2939	29.54	22 Yik, Chih Hoe
37	43	27.51	1.5631	11.0353	24.52	47 Lim, Veronica
38	24	16.35	1.4679	10.3633	23.03	53 Choo, Henry
39	16	12.02	1.3311	9.3977	20.88	28 Leong, Paul
40	11	17.90	0.6145	4.3385	9.64	29 Cheng, John
41	7	16.00	0.4375	3.0888	6.86	46 Wan, Chee Tong

REVOLVER (STANDARD) -- Overall Stage Results

Singapore Open Shooting Championship 2010

Printed July 13, 2010 at 14:43



Stage 1 -- Fall In

	PTS	TIME	HIT FACTOR	STAGE POINTS	STAGE PERCENT	COMPETITOR # Name
1	43	16.72	2.5718	45.0000	100.00	15 Poon, Ming Yan
2	42	19.87	2.1137	36.9855	82.19	18 Tsang, Chi Yong Noel
3	40	19.71	2.0294	35.5102	78.91	17 Tam, Kwok Wai
4	43	21.29	2.0197	35.3405	78.53	77 Lye, Louis
5	44	22.47	1.9582	34.2634	76.14	16 Chan, Chi Kong
6	39	20.30	1.9212	33.6162	74.70	59 Samad, A
7	43	25.07	1.7152	30.0120	66.69	43 Tan, Chee Yong
8	43	27.30	1.5751	27.5604	61.25	41 Yatim, Mohd
9	29	19.85	1.4610	25.5634	56.81	14 Luk, Carlo Vitus
10	39	27.55	1.4156	24.7698	55.04	81 Hassan, MD Kamil
11	43	30.77	1.3975	24.4524	54.34	42 Hussain, Zakir
12	28	20.68	1.3540	23.6912	52.65	60 Koo, Johnson
13	28	23.34	1.1997	20.9912	46.65	80 Song, Kelvin
14	39	36.94	1.0558	18.4734	41.05	78 Tan, Richard
15	14	21.21	0.6601	11.5496	25.67	79 Hoh, Guy
16	0	26.81	0.0000	0.0000	0.00	40 Mandraj, Deepak

OPEN -- Overall Stage Results
 Singapore Open Shooting Championship 2010
 Printed July 13, 2010 at 14:43



Stage 2 -- Blockade

	PTS	TIME	HIT FACTOR	STAGE POINTS	STAGE PERCENT	COMPETITOR # Name
1	44	7.31	6.0192	45.0000	100.00	7 Pledger, Kevin
2	40	7.12	5.6180	42.0008	93.34	10 Tse, Lai Man
3	39	7.21	5.4092	40.4396	89.87	2 Ho, Michael
4	42	8.44	4.9763	37.2035	82.67	9 Tang, Kam Tim
5	39	8.46	4.6099	34.4645	76.59	44 Lim, David
6	41	9.25	4.4324	33.1375	73.64	5 Wong, Steve
7	36	8.37	4.3011	32.1554	71.46	8 Lai, Kwong Sang
8	41	12.75	3.2157	24.0409	53.42	6 Leong, Harry
9	26	19.42	1.3388	10.0092	22.24	25 Loh, Eric Joel
10	14	17.73	0.7896	5.9033	13.12	45 Puk, James
11	0	9.79	0.0000	0.0000	0.00	3 Ng, Simon

STANDARD -- Overall Stage Results
Singapore Open Shooting Championship 2010
Printed July 13, 2010 at 14:43



Stage 2 -- Blockade

	PTS	TIME	HIT FACTOR	STAGE POINTS	STAGE PERCENT	COMPETITOR # Name
1	38	10.88	3.4926	45.0000	100.00	65 Thang, Kelvin
2	42	12.37	3.3953	43.7459	97.21	64 Cheung, Ricky
3	39	12.22	3.1915	41.1198	91.38	63 Ong, Eng Chong
4	41	14.26	2.8752	37.0444	82.32	62 Baluyot, Arturo, Sr
5	39	15.11	2.5811	33.2551	73.90	23 Wee, Soh King
6	39	16.80	2.3214	29.9098	66.47	24 Koh, Adrian
7	27	14.25	1.8947	24.4122	54.25	68 Cainto, Reynold
8	43	27.57	1.5597	20.0951	44.66	4 Buenaventora, Ronald
9	12	18.70	0.6417	8.2679	18.37	66 Lee, Alvin

PRODUCTION -- Overall Stage Results
 Singapore Open Shooting Championship 2010
 Printed July 13, 2010 at 14:43



Stage 2 -- Blockade

	PTS	TIME	HIT FACTOR	STAGE POINTS	STAGE PERCENT	COMPETITOR # Name
1	39	7.29	5.3498	45.0000	100.00	26 Pang, Stuart
2	39	7.58	5.1451	43.2784	96.17	20 Loh, Raymond
3	39	7.88	4.9492	41.6307	92.51	19 Tan, Guan Hua
4	41	8.76	4.6804	39.3691	87.49	1 Lee, Matthew
5	37	8.37	4.4205	37.1836	82.63	39 Rai, Padam Sundar
6	41	9.54	4.2977	36.1502	80.33	50 Velayudhan, Sivakumar
7	41	9.97	4.1123	34.5911	76.87	72 Choi, Wei Meng
8	39	9.95	3.9196	32.9698	73.27	52 Ho, Wee Wan
9	35	9.73	3.5971	30.2573	67.24	36 Chhantel, Suryaman
10	43	12.07	3.5626	29.9665	66.59	69 Poh, Kelvin
11	43	12.57	3.4208	28.7746	63.94	38 Magar, Rabindra Buhda
12	35	10.29	3.4014	28.6107	63.58	34 Gurung, Suman
13	39	11.66	3.3448	28.1346	62.52	71 Ahmad, Nazli
14	35	10.61	3.2988	27.7478	61.66	35 Rai, Barja Kumar
15	35	10.84	3.2288	27.1590	60.35	32 Gurung, Balbahadur
16	35	11.07	3.1617	26.5947	59.10	56 Mohd Ali, Herwandy
17	41	12.99	3.1563	26.5491	59.00	73 Sim, Francis
18	37	11.89	3.1119	26.1755	58.17	22 Yik, Chih Hoe
19	37	11.93	3.1014	26.0878	57.97	70 Thng, Tony
20	33	10.88	3.0331	25.5129	56.70	37 Rana, Ranbahdur
21	27	9.59	2.8154	23.6821	52.63	33 Chongbong, Naresh
22	37	13.71	2.6988	22.7007	50.45	75 Teng, Kelvin
23	31	11.92	2.6007	21.8756	48.61	28 Leong, Paul
24	37	14.38	2.5730	21.6430	48.10	57 Toh, Pei Lian
25	39	15.23	2.5607	21.5397	47.87	53 Choo, Henry
26	31	12.64	2.4525	20.6296	45.84	21 Singh, Sandeep
27	31	12.70	2.4409	20.5321	45.63	30 Wu, Julian
28	22	9.04	2.4336	20.4706	45.49	51 Ng, Lionel
29	19	7.96	2.3869	20.0778	44.62	27 Liaw, Wei Shing
30	35	14.86	2.3553	19.8118	44.03	11 Ho, Eddie
31	33	15.66	2.1073	17.7255	39.39	54 Tong, Ken
32	28	14.73	1.9009	15.9893	35.53	48 Chua, Soon Heng
33	39	23.34	1.6710	14.0553	31.23	46 Wan, Chee Tong
34	18	10.90	1.6514	13.8906	30.87	49 Chan, William
35	35	23.23	1.5067	12.6734	28.16	31 Symons, Alan
36	27	18.34	1.4722	12.3834	27.52	76 Mazrudi, Yuszairy
37	12	8.85	1.3559	11.4055	25.35	74 Chow, Alex
38	20	15.28	1.3089	11.0099	24.47	58 Loke, Civan
39	28	22.17	1.2630	10.6235	23.61	47 Lim, Veronica
40	0	10.91	0.0000	0.0000	0.00	13 Wong, Ding Fui Leo
41	0	15.55	0.0000	0.0000	0.00	29 Cheng, John

REVOLVER (STANDARD) -- Overall Stage Results

Singapore Open Shooting Championship 2010

Printed July 13, 2010 at 14:43



Stage 2 -- Blockade

	PTS	TIME	HIT FACTOR	STAGE POINTS	STAGE PERCENT	COMPETITOR # Name
1	38	17.79	2.1360	45.0000	100.00	15 Poon, Ming Yan
2	35	17.01	2.0576	43.3480	96.33	17 Tam, Kwok Wai
3	37	21.88	1.6910	35.6254	79.17	81 Hassan, MD Kamil
4	36	22.66	1.5887	33.4694	74.38	79 Hoh, Guy
5	41	26.25	1.5619	32.9048	73.12	41 Yatim, Mohd
6	35	23.90	1.4644	30.8514	68.56	78 Tan, Richard
7	39	26.99	1.4450	30.4415	67.65	40 Mandraj, Deepak
8	39	27.68	1.4090	29.6827	65.96	16 Chan, Chi Kong
9	41	29.62	1.3842	29.1611	64.80	43 Tan, Chee Yong
10	35	25.62	1.3661	28.7802	63.96	14 Luk, Carlo Vitus
11	37	29.48	1.2551	26.4411	58.76	77 Lye, Louis
12	41	33.61	1.2199	25.6992	57.11	42 Hussain, Zakir
13	39	33.17	1.1758	24.7699	55.04	59 Samad, A
14	22	19.24	1.1435	24.0892	53.53	80 Song, Kelvin
15	15	15.80	0.9494	20.0004	44.45	18 Tsang, Chi Yong Noel
16	22	24.99	0.8804	18.5465	41.21	60 Koo, Johnson

OPEN -- Overall Stage Results
Singapore Open Shooting Championship 2010
Printed July 13, 2010 at 14:43



Stage 3 -- In & Out

	PTS	TIME	HIT FACTOR	STAGE POINTS	STAGE PERCENT	COMPETITOR # Name
1	83	24.89	3.3347	120.0000	100.00	10 Tse, Lai Man
2	93	28.60	3.2517	117.0159	97.51	8 Lai, Kwong Sang
3	85	26.31	3.2307	116.2589	96.88	7 Pledger, Kevin
4	110	35.49	3.0995	111.5359	92.95	44 Lim, David
5	96	31.59	3.0389	109.3578	91.13	25 Loh, Eric Joel
6	94	35.36	2.6584	95.6629	79.72	2 Ho, Michael
7	94	42.55	2.2092	79.4980	66.25	9 Tang, Kam Tim
8	81	40.22	2.0139	72.4721	60.39	3 Ng, Simon
9	55	42.51	1.2938	46.5586	38.80	5 Wong, Steve
10	64	58.69	1.0905	39.2413	32.70	6 Leong, Harry
11	69	80.10	0.8614	30.9988	25.83	45 Puk, James


STANDARD -- Overall Stage Results
Singapore Open Shooting Championship 2010
Printed July 13, 2010 at 14:43



Stage 3 -- In & Out

	PTS	TIME	HIT FACTOR	STAGE POINTS	STAGE PERCENT	COMPETITOR # Name
1	116	45.50	2.5495	120.0000	100.00	65 Thang, Kelvin
2	111	46.04	2.4109	113.4808	94.57	64 Cheung, Ricky
3	106	53.89	1.9670	92.5832	77.15	62 Baluyot, Arturo, Sr
4	109	64.76	1.6831	79.2235	66.02	24 Koh, Adrian
5	92	56.73	1.6217	76.3325	63.61	23 Wee, Soh King
6	93	61.27	1.5179	71.4446	59.54	63 Ong, Eng Chong
7	75	55.34	1.3553	63.7906	53.16	68 Cainto, Reynold
8	71	73.43	0.9669	45.5113	37.93	66 Lee, Alvin
9	32	68.05	0.4702	22.1338	18.44	4 Buenaventora, Ronald

PRODUCTION -- Overall Stage Results
 Singapore Open Shooting Championship 2010
 Printed July 13, 2010 at 14:43



Stage 3 -- In & Out

	PTS	TIME	HIT FACTOR	STAGE POINTS	STAGE PERCENT	COMPETITOR # Name
1	106	29.20	3.6301	120.0000	100.00	26 Pang, Stuart
2	102	34.79	2.9319	96.9179	80.76	1 Lee, Matthew
3	104	36.91	2.8177	93.1424	77.62	32 Gurung, Balbahadur
4	96	34.80	2.7586	91.1906	75.99	28 Leong, Paul
5	98	38.75	2.5290	83.6012	69.67	51 Ng, Lionel
6	110	44.01	2.4994	82.6227	68.85	33 Chongbong, Naresh
7	102	42.92	2.3765	78.5595	65.47	19 Tan, Guan Hua
8	87	38.15	2.2805	75.3847	62.82	50 Velayudhan, Sivakumar
9	98	43.09	2.2743	75.1810	62.65	38 Magar, Rabindra Buhda
10	91	40.33	2.2564	74.5884	62.16	49 Chan, William
11	85	38.12	2.2298	73.7096	61.42	34 Gurung, Suman
12	98	45.91	2.1346	70.5630	58.80	72 Choi, Wei Meng
13	88	42.48	2.0716	68.4788	57.07	73 Sim, Francis
14	95	46.26	2.0536	67.8854	56.57	69 Poh, Kelvin
15	98	48.42	2.0240	66.9051	55.75	71 Ahmad, Nazli
16	100	51.02	1.9600	64.7915	53.99	57 Toh, Pei Lian
17	69	37.58	1.8361	60.6947	50.58	74 Chow, Alex
18	95	52.57	1.8071	59.7371	49.78	29 Cheng, John
19	85	50.46	1.6845	55.6839	46.40	75 Teng, Kelvin
20	75	45.62	1.6440	54.3456	45.29	35 Rai, Barja Kumar
21	91	55.84	1.6297	53.8709	44.89	47 Lim, Veronica
22	104	64.02	1.6245	53.7002	44.75	76 Mazrudi, Yuszairy
23	70	47.85	1.4629	48.3587	40.30	37 Rana, Ranbahdur
24	66	45.17	1.4611	48.3006	40.25	27 Liaw, Wei Shing
25	76	52.89	1.4369	47.5005	39.58	46 Wan, Chee Tong
26	51	35.73	1.4274	47.1841	39.32	20 Loh, Raymond
27	74	52.74	1.4031	46.3820	38.65	36 Chhantel, Suryaman
28	86	63.16	1.3616	45.0106	37.51	48 Chua, Soon Heng
29	58	43.06	1.3470	44.5258	37.10	13 Wong, Ding Fui Leo
30	44	32.88	1.3382	44.2363	36.86	39 Rai, Padam Sundar
31	60	45.02	1.3327	44.0559	36.71	21 Singh, Sandeep
32	65	49.57	1.3113	43.3464	36.12	22 Yik, Chih Hoe
33	61	47.96	1.2719	42.0445	35.04	52 Ho, Wee Wan
34	60	52.02	1.1534	38.1276	31.77	54 Tong, Ken
35	68	62.71	1.0844	35.8451	29.87	58 Loke, Civon
36	51	48.55	1.0505	34.7248	28.94	30 Wu, Julian
37	36	54.33	0.6626	21.9039	18.25	70 Thng, Tony
38	35	59.30	0.5902	19.5106	16.26	11 Ho, Eddie
39	25	47.56	0.5257	17.3763	14.48	56 Mohd Ali, Herwandy
40	41	81.63	0.5023	16.6032	13.84	31 Symons, Alan
41	0	50.04	0.0000	0.0000	0.00	53 Choo, Henry

REVOLVER (STANDARD) -- Overall Stage Results

Singapore Open Shooting Championship 2010

Printed July 13, 2010 at 14:43



Stage 3 -- In & Out

	PTS	TIME	HIT FACTOR	STAGE POINTS	STAGE PERCENT	COMPETITOR # Name
1	94	59.43	1.5817	120.0000	100.00	14 Luk, Carlo Vitus
2	83	67.85	1.2233	92.8084	77.34	78 Tan, Richard
3	78	68.66	1.1360	86.1886	71.82	59 Samad, A
4	79	71.14	1.1105	84.2505	70.21	15 Poon, Ming Yan
5	112	106.01	1.0565	80.1549	66.80	40 Mandraj, Deepak
6	87	83.34	1.0439	79.2000	66.00	60 Koo, Johnson
7	104	99.83	1.0418	79.0372	65.86	77 Lye, Louis
8	80	81.88	0.9770	74.1261	61.77	17 Tam, Kwok Wai
9	89	98.09	0.9073	68.8374	57.36	41 Yatim, Mohd
10	78	86.62	0.9005	68.3181	56.93	80 Song, Kelvin
11	73	99.57	0.7332	55.6229	46.35	79 Hoh, Guy
12	48	69.85	0.6872	52.1356	43.45	18 Tsang, Chi Yong Noel
13	81	120.03	0.6748	51.1982	42.67	43 Tan, Chee Yong
14	52	87.47	0.5945	45.1028	37.59	81 Hassan, MD Kamil
15	68	168.01	0.4047	30.7067	25.59	42 Hussain, Zakir
16	0	23.21	0.0000	0.0000	0.00	16 Chan, Chi Kong

OPEN -- Overall Stage Results
Singapore Open Shooting Championship 2010
Printed July 13, 2010 at 14:43



Stage 4 -- Simon's OUT

	PTS	TIME	HIT FACTOR	STAGE POINTS	STAGE PERCENT	COMPETITOR # Name
1	73	18.33	3.9825	80.0000	100.00	8 Lai, Kwong Sang
2	74	19.58	3.7794	75.9187	94.90	25 Loh, Eric Joel
3	75	23.50	3.1915	64.1096	80.14	7 Pledger, Kevin
4	56	18.95	2.9551	59.3620	74.20	10 Tse, Lai Man
5	73	25.07	2.9118	58.4922	73.12	44 Lim, David
6	56	28.38	1.9732	39.6374	49.55	2 Ho, Michael
7	49	28.35	1.7284	34.7194	43.40	5 Wong, Steve
8	56	38.82	1.4426	28.9776	36.22	9 Tang, Kam Tim
9	75	63.77	1.1761	23.6251	29.53	6 Leong, Harry
10	25	30.97	0.8072	16.2154	20.27	3 Ng, Simon
11	10	33.08	0.3023	6.0725	7.59	45 Puk, James

STANDARD -- Overall Stage Results
Singapore Open Shooting Championship 2010
Printed July 13, 2010 at 14:43



Stage 4 -- Simon's OUT

	PTS	TIME	HIT FACTOR	STAGE POINTS	STAGE PERCENT	COMPETITOR # Name
1	53	35.29	1.5018	80.0000	100.00	68 Cainto, Reynold
2	55	36.88	1.4913	79.4397	99.30	65 Thang, Kelvin
3	54	55.29	0.9767	52.0251	65.03	24 Koh, Adrian
4	32	33.22	0.9633	51.3117	64.14	62 Baluyot, Arturo, Sr
5	32	50.67	0.6315	33.6407	42.05	23 Wee, Soh King
6	31	51.06	0.6071	32.3405	40.43	4 Buenaventora, Ronald
7	19	43.26	0.4392	23.3955	29.24	64 Cheung, Ricky
8	3	36.05	0.0832	4.4328	5.54	63 Ong, Eng Chong
9	0	42.39	0.0000	0.0000	0.00	66 Lee, Alvin

PRODUCTION -- Overall Stage Results
 Singapore Open Shooting Championship 2010
 Printed July 13, 2010 at 14:43




Stage 4 -- Simon's OUT

	PTS	TIME	HIT FACTOR	STAGE POINTS	STAGE PERCENT	COMPETITOR # Name
1	74	25.44	2.9088	80.0000	100.00	20 Loh, Raymond
2	70	24.57	2.8490	78.3553	97.94	26 Pang, Stuart
3	64	22.59	2.8331	77.9182	97.40	74 Chow, Alex
4	64	24.33	2.6305	72.3458	90.43	34 Gurung, Suman
5	66	25.81	2.5571	70.3285	87.91	51 Ng, Lionel
6	68	27.54	2.4691	67.9079	84.88	50 Velayudhan, Sivakumar
7	64	27.73	2.3080	63.4754	79.34	38 Magar, Rabindra Buhda
8	49	22.18	2.2092	60.7589	75.95	27 Liaw, Wei Shing
9	68	30.90	2.2006	60.5238	75.65	69 Poh, Kelvin
10	47	21.56	2.1800	59.9549	74.94	39 Rai, Padam Sundar
11	68	32.57	2.0878	57.4204	71.78	73 Sim, Francis
12	68	32.83	2.0713	56.9657	71.21	71 Ahmad, Nazli
13	64	31.72	2.0177	55.4910	69.36	58 Loke, Civon
14	60	31.53	1.9029	52.3363	65.42	72 Choi, Wei Meng
15	59	31.20	1.8910	52.0083	65.01	57 Toh, Pei Lian
16	64	36.41	1.7578	48.3431	60.43	11 Ho, Eddie
17	43	24.95	1.7234	47.3994	59.25	35 Rai, Barja Kumar
18	68	41.25	1.6485	45.3378	56.67	75 Teng, Kelvin
19	70	42.48	1.6478	45.3199	56.65	31 Symons, Alan
20	49	31.16	1.5725	43.2488	54.06	1 Lee, Matthew
21	60	40.01	1.4996	41.2437	51.55	46 Wan, Chee Tong
22	56	43.29	1.2936	35.5775	44.47	47 Lim, Veronica
23	36	28.25	1.2743	35.0477	43.81	49 Chan, William
24	64	51.71	1.2377	34.0393	42.55	22 Yik, Chih Hoe
25	28	24.60	1.1382	31.3039	39.13	33 Chongbong, Naresh
26	23	24.15	0.9524	26.1931	32.74	32 Gurung, Balbahadur
27	21	22.25	0.9438	25.9576	32.45	19 Tan, Guan Hua
28	38	41.43	0.9172	25.2257	31.53	76 Mazrudi, Yuszairy
29	26	35.23	0.7380	20.2972	25.37	21 Singh, Sandeep
30	25	34.07	0.7338	20.1810	25.23	36 Chhantel, Suryaman
31	35	47.95	0.7299	20.0750	25.09	54 Tong, Ken
32	19	30.64	0.6201	17.0545	21.32	30 Wu, Julian
33	19	31.63	0.6007	16.5208	20.65	37 Rana, Ranbahdur
34	17	28.50	0.5965	16.4051	20.51	70 Thng, Tony
35	14	24.10	0.5809	15.9767	19.97	28 Leong, Paul
36	18	38.49	0.4677	12.8617	16.08	13 Wong, Ding Fui Leo
37	14	41.55	0.3369	9.2669	11.58	53 Choo, Henry
38	9	34.42	0.2615	7.1913	8.99	48 Chua, Soon Heng
39	1	28.67	0.0349	0.9593	1.20	52 Ho, Wee Wan
40	0	44.13	0.0000	0.0000	0.00	56 Mohd Ali, Herwandy
41	0	35.97	0.0000	0.0000	0.00	29 Cheng, John

REVOLVER (STANDARD) -- Overall Stage Results

Singapore Open Shooting Championship 2010

Printed July 13, 2010 at 14:43



Stage 4 -- Simon's OUT

	PTS	TIME	HIT FACTOR	STAGE POINTS	STAGE PERCENT	COMPETITOR # Name
1	66	38.05	1.7346	80.0000	100.00	59 Samad, A
2	64	40.14	1.5944	73.5366	91.92	80 Song, Kelvin
3	71	55.67	1.2754	58.8217	73.53	15 Poon, Ming Yan
4	68	61.31	1.1091	51.1539	63.94	16 Chan, Chi Kong
5	73	66.44	1.0987	50.6750	63.34	14 Luk, Carlo Vitus
6	49	44.80	1.0938	50.4451	63.06	60 Koo, Johnson
7	51	51.29	0.9943	45.8604	57.33	77 Lye, Louis
8	68	71.09	0.9565	44.1165	55.15	78 Tan, Richard
9	46	58.59	0.7851	36.2105	45.26	17 Tam, Kwok Wai
10	58	76.67	0.7565	34.8902	43.61	40 Mandraj, Deepak
11	62	82.33	0.7531	34.7324	43.42	43 Tan, Chee Yong
12	33	52.54	0.6281	28.9684	36.21	18 Tsang, Chi Yong Noel
13	42	68.77	0.6107	28.1677	35.21	41 Yatim, Mohd
14	34	104.08	0.3267	15.0665	18.83	42 Hussain, Zakir
15	0	55.47	0.0000	0.0000	0.00	79 Hoh, Guy
16	0	29.32	0.0000	0.0000	0.00	81 Hassan, MD Kamil

OPEN -- Overall Stage Results
 Singapore Open Shooting Championship 2010
 Printed July 13, 2010 at 14:43



Stage 5 -- Blind Board

	PTS	TIME	HIT FACTOR	STAGE POINTS	STAGE PERCENT	COMPETITOR # Name
1	123	34.63	3.5518	130.0000	100.00	8 Lai, Kwong Sang
2	116	36.78	3.1539	115.4349	88.80	44 Lim, David
3	103	35.85	2.8731	105.1572	80.89	2 Ho, Michael
4	96	35.00	2.7429	100.3908	77.22	7 Pledger, Kevin
5	106	40.49	2.6179	95.8184	73.71	10 Tse, Lai Man
6	83	41.23	2.0131	73.6810	56.68	9 Tang, Kam Tim
7	79	42.92	1.8406	67.3687	51.82	25 Loh, Eric Joel
8	82	50.56	1.6218	59.3605	45.66	3 Ng, Simon
9	86	55.98	1.5363	56.2285	43.25	5 Wong, Steve
10	90	58.82	1.5301	56.0026	43.08	45 Puk, James
11	94	74.37	1.2640	46.2616	35.59	6 Leong, Harry



Stage 5 -- Blind Board

	PTS	TIME	HIT FACTOR	STAGE POINTS	STAGE PERCENT	COMPETITOR # Name
1	122	59.99	2.0337	130.0000	100.00	63 Ong, Eng Chong
2	87	52.98	1.6421	104.9711	80.75	62 Baluyot, Arturo, Sr
3	73	48.28	1.5120	96.6536	74.35	65 Thang, Kelvin
4	67	61.50	1.0894	69.6405	53.57	66 Lee, Alvin
5	89	97.42	0.9136	58.3988	44.92	23 Wee, Soh King
6	42	54.48	0.7709	49.2804	37.91	68 Cainto, Reynold
7	40	58.68	0.6817	43.5745	33.52	64 Cheung, Ricky
8	38	60.74	0.6256	39.9918	30.76	24 Koh, Adrian
9	34	74.16	0.4585	29.3070	22.54	4 Buenaventora, Ronald

PRODUCTION -- Overall Stage Results
 Singapore Open Shooting Championship 2010
 Printed July 13, 2010 at 14:43



Stage 5 -- Blind Board

	PTS	TIME	HIT FACTOR	STAGE POINTS	STAGE PERCENT	COMPETITOR # Name
1	118	37.72	3.1283	130.0000	100.00	74 Chow, Alex
2	110	36.07	3.0496	126.7300	97.48	26 Pang, Stuart
3	114	44.12	2.5839	107.3748	82.60	34 Gurung, Suman
4	112	44.83	2.4983	103.8203	79.86	51 Ng, Lionel
5	95	39.43	2.4093	100.1221	77.02	27 Liaw, Wei Shing
6	109	45.77	2.3815	98.9643	76.13	36 Chhantel, Suryaman
7	82	36.78	2.2295	92.6478	71.27	39 Rai, Padam Sundar
8	100	45.60	2.1930	91.1314	70.10	69 Poh, Kelvin
9	97	46.22	2.0987	87.2117	67.09	73 Sim, Francis
10	93	45.17	2.0589	85.5590	65.81	20 Loh, Raymond
11	103	50.58	2.0364	84.6236	65.10	57 Toh, Pei Lian
12	74	37.04	1.9978	83.0221	63.86	19 Tan, Guan Hua
13	100	52.98	1.8875	78.4370	60.34	32 Gurung, Balbahadur
14	93	50.35	1.8471	76.7567	59.04	52 Ho, Wee Wan
15	89	49.72	1.7900	74.3861	57.22	71 Ahmad, Nazli
16	77	44.07	1.7472	72.6074	55.85	72 Choi, Wei Meng
17	86	49.75	1.7286	71.8354	55.26	35 Rai, Barja Kumar
18	89	51.59	1.7251	71.6898	55.15	70 Thng, Tony
19	100	58.16	1.7194	71.4510	54.96	54 Tong, Ken
20	90	53.72	1.6754	69.6209	53.55	50 Velayudhan, Sivakumar
21	101	60.60	1.6667	69.2599	53.28	49 Chan, William
22	89	54.24	1.6409	68.1873	52.45	11 Ho, Eddie
23	81	51.17	1.5830	65.7813	50.60	33 Chongbong, Naresh
24	85	56.90	1.4938	62.0783	47.75	75 Teng, Kelvin
25	98	67.73	1.4469	60.1282	46.25	21 Singh, Sandeep
26	110	77.96	1.4110	58.6346	45.10	47 Lim, Veronica
27	101	71.95	1.4038	58.3342	44.87	76 Mazrudi, Yuszairy
28	86	61.42	1.4002	58.1864	44.76	29 Cheng, John
29	78	56.84	1.3723	57.0261	43.87	30 Wu, Julian
30	76	57.00	1.3333	55.4079	42.62	58 Loke, Civon
31	70	53.30	1.3133	54.5763	41.98	38 Magar, Rabindra Buhda
32	87	68.52	1.2697	52.7637	40.59	28 Leong, Paul
33	102	81.12	1.2574	52.2523	40.19	22 Yik, Chih Hoe
34	65	55.25	1.1765	48.8893	37.61	37 Rana, Ranbahdur
35	38	33.05	1.1498	47.7799	36.75	1 Lee, Matthew
36	79	75.44	1.0472	43.5169	33.47	13 Wong, Ding Fui Leo
37	73	77.72	0.9393	39.0322	30.02	31 Symons, Alan
38	61	78.55	0.7766	32.2713	24.82	46 Wan, Chee Tong
39	42	69.31	0.6060	25.1818	19.37	48 Chua, Soon Heng
40	15	68.05	0.2204	9.1600	7.05	56 Mohd Ali, Herwandy
41	0	67.49	0.0000	0.0000	0.00	53 Choo, Henry

REVOLVER (STANDARD) -- Overall Stage Results

Singapore Open Shooting Championship 2010


Printed July 13, 2010 at 14:43



Stage 5 -- Blind Board

	PTS	TIME	HIT FACTOR	STAGE POINTS	STAGE PERCENT	COMPETITOR # Name
1	116	75.25	1.5415	130.0000	100.00	15 Poon, Ming Yan
2	111	72.30	1.5353	129.4722	99.59	16 Chan, Chi Kong
3	87	67.13	1.2960	109.2935	84.07	80 Song, Kelvin
4	117	96.01	1.2186	102.7688	79.05	41 Yatim, Mohd
5	103	86.19	1.1950	100.7795	77.52	17 Tam, Kwok Wai
6	110	100.49	1.0946	92.3128	71.01	40 Mandraj, Deepak
7	102	103.07	0.9896	83.4564	64.20	78 Tan, Richard
8	89	97.64	0.9115	76.8695	59.13	14 Luk, Carlo Vitus
9	93	109.02	0.8531	71.9397	55.34	42 Hussain, Zakir
10	86	106.80	0.8052	67.9077	52.24	43 Tan, Chee Yong
11	86	108.01	0.7962	67.1470	51.65	18 Tsang, Chi Yong Noel
12	64	92.79	0.6897	58.1662	44.74	79 Hoh, Guy
13	43	78.78	0.5458	46.0304	35.41	59 Samad, A
14	39	76.08	0.5126	43.2301	33.25	81 Hassan, MD Kamil
15	37	77.48	0.4775	40.2721	30.98	77 Lye, Louis
16	17	79.61	0.2135	18.0083	13.85	60 Koo, Johnson

OPEN -- Overall Stage Results
 Singapore Open Shooting Championship 2010
 Printed July 13, 2010 at 14:43



Stage 6 -- Tazan

	PTS	TIME	HIT FACTOR	STAGE POINTS	STAGE PERCENT	COMPETITOR # Name
1	41	13.12	3.1250	45.0000	100.00	25 Loh, Eric Joel
2	41	15.13	2.7098	39.0218	86.72	2 Ho, Michael
3	28	10.46	2.6769	38.5468	85.66	7 Pledger, Kevin
4	38	15.54	2.4453	35.2124	78.25	8 Lai, Kwong Sang
5	43	22.60	1.9027	27.3982	60.88	6 Leong, Harry
6	44	23.51	1.8715	26.9502	59.89	44 Lim, David
7	30	17.09	1.7554	25.2779	56.17	10 Tse, Lai Man
8	37	23.99	1.5423	22.2093	49.35	45 Puk, James
9	40	36.30	1.1019	15.8678	35.26	9 Tang, Kam Tim
10	22	37.35	0.5890	8.4819	18.85	5 Wong, Steve
11	11	19.54	0.5629	8.1064	18.01	3 Ng, Simon

STANDARD -- Overall Stage Results
Singapore Open Shooting Championship 2010
Printed July 13, 2010 at 14:43



Stage 6 -- Tazan

	PTS	TIME	HIT FACTOR	STAGE POINTS	STAGE PERCENT	COMPETITOR # Name
1	43	23.46	1.8329	45.0000	100.00	68 Cainto, Reynold
2	42	24.69	1.7011	41.7638	92.81	66 Lee, Alvin
3	36	25.30	1.4229	34.9345	77.63	62 Baluyot, Arturo, Sr
4	41	37.50	1.0933	26.8426	59.65	64 Cheung, Ricky
5	43	41.20	1.0437	25.6238	56.94	4 Buenaventora, Ronald
6	27	28.28	0.9547	23.4399	52.09	63 Ong, Eng Chong
7	41	53.84	0.7615	18.6961	41.55	23 Wee, Soh King
8	43	62.10	0.6924	17.0000	37.78	65 Thang, Kelvin
9	41	105.73	0.3878	9.5205	21.16	24 Koh, Adrian

PRODUCTION -- Overall Stage Results
 Singapore Open Shooting Championship 2010
 Printed July 13, 2010 at 14:43



Stage 6 -- Tazan

	PTS	TIME	HIT FACTOR	STAGE POINTS	STAGE PERCENT	COMPETITOR # Name
1	35	12.91	2.7111	45.0000	100.00	34 Gurung, Suman
2	39	14.54	2.6823	44.5216	98.94	39 Rai, Padam Sundar
3	39	15.84	2.4621	40.8677	90.82	20 Loh, Raymond
4	41	16.78	2.4434	40.5567	90.13	50 Velayudhan, Sivakumar
5	37	15.75	2.3492	38.9935	86.65	74 Chow, Alex
6	33	14.47	2.2806	37.8544	84.12	11 Ho, Eddie
7	45	23.21	1.9388	32.1816	71.51	76 Mazrudi, Yuszairy
8	39	20.77	1.8777	31.1673	69.26	72 Choi, Wei Meng
9	26	13.91	1.8692	31.0254	68.95	51 Ng, Lionel
10	35	19.52	1.7930	29.7618	66.14	38 Magar, Rabindra Buhda
11	35	20.62	1.6974	28.1741	62.61	70 Thng, Tony
12	43	25.62	1.6784	27.8586	61.91	46 Wan, Chee Tong
13	33	19.68	1.6768	27.8330	61.85	27 Liaw, Wei Shing
14	26	15.55	1.6720	27.7532	61.67	28 Leong, Paul
15	43	25.75	1.6699	27.7180	61.60	54 Tong, Ken
16	41	25.31	1.6199	26.8882	59.75	36 Chhantel, Suryaman
17	26	17.15	1.5160	25.1640	55.92	32 Gurung, Balbahadur
18	39	25.81	1.5110	25.0811	55.74	33 Chongbong, Naresh
19	33	21.95	1.5034	24.9546	55.45	73 Sim, Francis
20	41	28.41	1.4432	23.9543	53.23	29 Cheng, John
21	31	21.92	1.4142	23.4743	52.17	31 Symons, Alan
22	22	18.06	1.2182	20.2197	44.93	69 Poh, Kelvin
23	37	30.53	1.2119	20.1162	44.70	75 Teng, Kelvin
24	39	33.52	1.1635	19.3122	42.92	71 Ahmad, Nazli
25	41	35.98	1.1395	18.9144	42.03	30 Wu, Julian
26	27	25.11	1.0753	17.8479	39.66	48 Chua, Soon Heng
27	33	30.91	1.0676	17.7209	39.38	13 Wong, Ding Fui Leo
28	35	32.95	1.0622	17.6313	39.18	57 Toh, Pei Lian
29	27	27.41	0.9850	16.3503	36.33	47 Lim, Veronica
30	20	20.43	0.9790	16.2492	36.11	26 Pang, Stuart
31	35	39.15	0.8940	14.8391	32.98	22 Yik, Chih Hoe
32	13	15.81	0.8223	13.6484	30.33	52 Ho, Wee Wan
33	15	20.48	0.7324	12.1572	27.02	19 Tan, Guan Hua
34	13	23.29	0.5582	9.2650	20.59	58 Loke, Cicon
35	11	21.40	0.5140	8.5320	18.96	49 Chan, William
36	9	33.78	0.2664	4.4224	9.83	53 Choo, Henry
37	7	26.99	0.2594	4.3049	9.57	56 Mohd Ali, Herwandy
38	5	47.68	0.1049	1.7406	3.87	35 Rai, Barja Kumar
39	0	16.72	0.0000	0.0000	0.00	37 Rana, Ranbahdur
40	0	63.64	0.0000	0.0000	0.00	21 Singh, Sandeep
41	0	13.97	0.0000	0.0000	0.00	1 Lee, Matthew

REVOLVER (STANDARD) -- Overall Stage Results

Singapore Open Shooting Championship 2010

Printed July 13, 2010 at 14:43



Stage 6 -- Tazan

	PTS	TIME	HIT FACTOR	STAGE POINTS	STAGE PERCENT	COMPETITOR # Name
1	43	30.55	1.4075	45.0000	100.00	80 Song, Kelvin
2	45	35.14	1.2806	40.9417	90.98	59 Samad, A
3	37	29.58	1.2508	39.9907	88.87	81 Hassan, MD Kamil
4	37	30.88	1.1982	38.3071	85.13	78 Tan, Richard
5	37	34.08	1.0857	34.7102	77.13	15 Poon, Ming Yan
6	41	49.49	0.8285	26.4863	58.86	18 Tsang, Chi Yong Noel
7	26	33.93	0.7663	24.4988	54.44	16 Chan, Chi Kong
8	37	52.92	0.6992	22.3531	49.67	77 Lye, Louis
9	43	69.49	0.6188	19.7834	43.96	14 Luk, Carlo Vitus
10	26	44.00	0.5909	18.8919	41.98	40 Mandraj, Deepak
11	37	66.32	0.5579	17.8366	39.64	42 Hussain, Zakir
12	24	46.19	0.5196	16.6119	36.92	43 Tan, Chee Yong
13	24	52.41	0.4579	14.6404	32.53	60 Koo, Johnson
14	27	64.67	0.4175	13.3480	29.66	79 Hoh, Guy
15	24	61.15	0.3925	12.5479	27.88	41 Yatim, Mohd
16	35	141.54	0.2473	7.9058	17.57	17 Tam, Kwok Wai

OPEN -- Overall Stage Results
Singapore Open Shooting Championship 2010
Printed July 13, 2010 at 14:43



Stage 7 -- Ting Tong

	PTS	TIME	HIT FACTOR	STAGE POINTS	STAGE PERCENT	COMPETITOR # Name
1	44	4.46	9.8655	45.0000	100.00	10 Tse, Lai Man
2	44	5.21	8.4453	38.5221	85.60	2 Ho, Michael
3	42	5.07	8.2840	37.7864	83.97	8 Lai, Kwong Sang
4	43	5.26	8.1749	37.2887	82.86	44 Lim, David
5	45	6.01	7.4875	34.1533	75.90	7 Pledger, Kevin
6	35	5.50	6.3636	29.0269	64.50	25 Loh, Eric Joel
7	39	7.74	5.0388	22.9836	51.07	45 Puk, James
8	25	5.68	4.4014	20.0764	44.61	9 Tang, Kam Tim
9	26	6.57	3.9574	18.0511	40.11	5 Wong, Steve
10	34	9.32	3.6481	16.6402	36.98	6 Leong, Harry
11	10	5.80	1.7241	7.8644	17.48	3 Ng, Simon

STANDARD -- Overall Stage Results
Singapore Open Shooting Championship 2010
Printed July 13, 2010 at 14:43



Stage 7 -- Ting Tong

	PTS	TIME	HIT FACTOR	STAGE POINTS	STAGE PERCENT	COMPETITOR # Name
1	43	7.10	6.0563	45.0000	100.00	68 Cainto, Reynold
2	41	7.26	5.6474	41.9614	93.25	63 Ong, Eng Chong
3	41	7.78	5.2699	39.1567	87.01	65 Thang, Kelvin
4	43	8.31	5.1745	38.4477	85.44	62 Baluyot, Arturo, Sr
5	41	8.13	5.0431	37.4710	83.27	24 Koh, Adrian
6	40	9.29	4.3057	31.9924	71.09	64 Cheung, Ricky
7	42	12.22	3.4370	25.5376	56.75	23 Wee, Soh King
8	44	12.91	3.4082	25.3238	56.28	66 Lee, Alvin
9	45	29.39	1.5311	11.3767	25.28	4 Buenaventora, Ronald

PRODUCTION -- Overall Stage Results
 Singapore Open Shooting Championship 2010
 Printed July 13, 2010 at 14:43



Stage 7 -- Ting Tong

	PTS	TIME	HIT FACTOR	STAGE POINTS	STAGE PERCENT	COMPETITOR #	Name
1	45	5.61	8.0214	45.0000	100.00	26	Pang, Stuart
2	45	6.14	7.3290	41.1156	91.37	1	Lee, Matthew
3	39	5.34	7.3034	40.9719	91.05	32	Gurung, Balbahadur
4	43	6.10	7.0492	39.5459	87.88	36	Chhantel, Suryaman
5	45	6.73	6.6865	37.5111	83.36	69	Poh, Kelvin
6	43	6.51	6.6052	37.0553	82.35	39	Rai, Padam Sundar
7	35	5.38	6.5056	36.4963	81.10	20	Loh, Raymond
8	39	6.13	6.3622	35.6917	79.31	74	Chow, Alex
9	43	6.87	6.2591	35.1135	78.03	52	Ho, Wee Wan
10	43	6.91	6.2229	34.9103	77.58	22	Yik, Chih Hoe
11	45	7.37	6.1058	34.2537	76.12	49	Chan, William
12	37	6.08	6.0855	34.1398	75.87	27	Liaw, Wei Shing
13	39	6.43	6.0653	34.0264	75.61	73	Sim, Francis
14	43	7.11	6.0478	33.9283	75.40	34	Gurung, Suman
15	43	7.32	5.8743	32.9549	73.23	51	Ng, Lionel
16	45	7.72	5.8290	32.7008	72.67	21	Singh, Sandeep
17	39	6.95	5.6115	31.4806	69.96	28	Leong, Paul
18	39	6.97	5.5954	31.3902	69.76	57	Toh, Pei Lian
19	41	7.38	5.5556	31.1667	69.26	38	Magar, Rabindra Buhda
20	37	6.77	5.4653	30.6603	68.13	72	Choi, Wei Meng
21	37	7.00	5.2857	29.6529	65.90	33	Chongbong, Naresh
22	35	6.79	5.1546	28.9175	64.26	50	Velayudhan, Sivakumar
23	41	8.57	4.7841	26.8390	59.64	56	Mohd Ali, Herwandy
24	29	6.16	4.7078	26.4107	58.69	29	Cheng, John
25	39	8.54	4.5667	25.6194	56.93	30	Wu, Julian
26	39	8.69	4.4879	25.1772	55.95	37	Rana, Ranbahdur
27	43	9.75	4.4103	24.7415	54.98	58	Loke, Civon
28	45	10.49	4.2898	24.0658	53.48	31	Symons, Alan
29	43	10.09	4.2616	23.9078	53.13	76	Mazrudi, Yuszairy
30	41	9.97	4.1123	23.0702	51.27	13	Wong, Ding Fui Leo
31	43	11.06	3.8879	21.8110	48.47	53	Choo, Henry
32	39	10.18	3.8310	21.4921	47.76	35	Rai, Barja Kumar
33	33	8.85	3.7288	20.9186	46.49	46	Wan, Chee Tong
34	35	9.41	3.7194	20.8661	46.37	70	Thng, Tony
35	37	10.71	3.4547	19.3810	43.07	48	Chua, Soon Heng
36	28	8.35	3.3533	18.8120	41.80	75	Teng, Kelvin
37	37	12.60	2.9365	16.4738	36.61	47	Lim, Veronica
38	18	6.51	2.7650	15.5115	34.47	54	Tong, Ken
39	20	8.39	2.3838	13.3731	29.72	11	Ho, Eddie
40	45	20.12	2.2366	12.5472	27.88	71	Ahmad, Nazli
41	5	5.92	0.8446	4.7382	10.53	19	Tan, Guan Hua

REVOLVER (STANDARD) -- Overall Stage Results

Singapore Open Shooting Championship 2010

Printed July 13, 2010 at 14:43



Stage 7 -- Ting Tong

	PTS	TIME	HIT FACTOR	STAGE POINTS	STAGE PERCENT	COMPETITOR # Name
1	42	10.82	3.8817	45.0000	100.00	15 Poon, Ming Yan
2	43	11.52	3.7326	43.2719	96.16	16 Chan, Chi Kong
3	41	11.74	3.4923	40.4861	89.97	14 Luk, Carlo Vitus
4	45	14.09	3.1938	37.0247	82.28	18 Tsang, Chi Yong Noel
5	41	12.89	3.1808	36.8741	81.94	78 Tan, Richard
6	45	14.62	3.0780	35.6825	79.29	60 Koo, Johnson
7	41	13.74	2.9840	34.5929	76.87	17 Tam, Kwok Wai
8	35	12.72	2.7516	31.8986	70.89	81 Hassan, MD Kamil
9	39	14.23	2.7407	31.7724	70.61	80 Song, Kelvin
10	39	14.57	2.6767	31.0310	68.96	77 Lye, Louis
11	43	20.68	2.0793	24.1051	53.57	41 Yatim, Mohd
12	39	20.67	1.8868	21.8733	48.61	40 Mandraj, Deepak
13	44	27.89	1.5776	18.2892	40.64	79 Hoh, Guy
14	28	18.98	1.4752	17.1022	38.00	43 Tan, Chee Yong
15	39	29.65	1.3153	15.2486	33.89	42 Hussain, Zakir
16	9	16.10	0.5590	6.4805	14.40	59 Samad, A

OPEN -- Overall Stage Results
 Singapore Open Shooting Championship 2010
 Printed July 13, 2010 at 14:43



Stage 9 -- You Never Walk Alone

	PTS	TIME	HIT FACTOR	STAGE POINTS	STAGE PERCENT	COMPETITOR # Name
1	77	13.51	5.6995	80.0000	100.00	8 Lai, Kwong Sang
2	78	14.47	5.3905	75.6625	94.58	7 Pledger, Kevin
3	72	15.28	4.7120	66.1399	82.67	9 Tang, Kam Tim
4	75	16.92	4.4326	62.2179	77.77	2 Ho, Michael
5	76	17.71	4.2914	60.2351	75.29	10 Tse, Lai Man
6	73	19.62	3.7207	52.2250	65.28	45 Puk, James
7	76	21.01	3.6173	50.7741	63.47	44 Lim, David
8	76	22.84	3.3275	46.7059	58.38	6 Leong, Harry
9	70	24.74	2.8294	39.7149	49.64	25 Loh, Eric Joel
10	47	17.92	2.6228	36.8141	46.02	3 Ng, Simon
11	54	21.72	2.4862	34.8970	43.62	5 Wong, Steve

STANDARD -- Overall Stage Results
Singapore Open Shooting Championship 2010
Printed July 13, 2010 at 14:43



Stage 9 -- You Never Walk Alone

	PTS	TIME	HIT FACTOR	STAGE POINTS	STAGE PERCENT	COMPETITOR # Name
1	76	19.65	3.8677	80.0000	100.00	65 Thang, Kelvin
2	60	17.76	3.3784	69.8791	87.35	63 Ong, Eng Chong
3	70	20.82	3.3622	69.5435	86.93	62 Baluyot, Arturo, Sr
4	71	27.62	2.5706	53.1708	66.46	64 Cheung, Ricky
5	78	30.45	2.5616	52.9842	66.23	24 Koh, Adrian
6	61	26.84	2.2727	47.0096	58.76	68 Cainto, Reynold
7	79	35.71	2.2123	45.7590	57.20	4 Buenaventora, Ronald
8	70	32.74	2.1381	44.2240	55.28	66 Lee, Alvin
9	60	28.56	2.1008	43.4542	54.32	23 Wee, Soh King

PRODUCTION -- Overall Stage Results
 Singapore Open Shooting Championship 2010
 Printed July 13, 2010 at 14:43



Stage 9 -- You Never Walk Alone

	PTS	TIME	HIT FACTOR	STAGE POINTS	STAGE PERCENT	COMPETITOR # Name
1	74	14.69	5.0374	80.0000	100.00	26 Pang, Stuart
2	70	14.59	4.7978	76.1944	95.24	1 Lee, Matthew
3	80	17.68	4.5249	71.8601	89.83	39 Rai, Padam Sundar
4	72	15.99	4.5028	71.5096	89.39	73 Sim, Francis
5	78	18.01	4.3309	68.7798	85.97	74 Chow, Alex
6	68	16.36	4.1565	66.0094	82.51	20 Loh, Raymond
7	72	17.40	4.1379	65.7148	82.14	34 Gurung, Suman
8	70	17.24	4.0603	64.4823	80.60	50 Velayudhan, Sivakumar
9	76	20.00	3.8000	60.3481	75.44	37 Rana, Ranbahdur
10	78	23.12	3.3737	53.5780	66.97	49 Chan, William
11	72	22.10	3.2579	51.7393	64.67	69 Poh, Kelvin
12	76	23.64	3.2149	51.0559	63.82	30 Wu, Julian
13	66	20.59	3.2054	50.9058	63.63	70 Thng, Tony
14	70	22.14	3.1617	50.2112	62.76	27 Liaw, Wei Shing
15	70	22.55	3.1042	49.2983	61.62	11 Ho, Eddie
16	72	23.25	3.0968	49.1801	61.48	36 Chhantel, Suryaman
17	64	20.67	3.0963	49.1722	61.47	72 Choi, Wei Meng
18	62	20.85	2.9736	47.2243	59.03	57 Toh, Pei Lian
19	68	22.92	2.9668	47.1166	58.90	22 Yik, Chih Hoe
20	53	18.11	2.9266	46.4769	58.10	19 Tan, Guan Hua
21	66	22.82	2.8922	45.9313	57.41	52 Ho, Wee Wan
22	70	24.84	2.8180	44.7534	55.94	38 Magar, Rabindra Buhda
23	76	28.36	2.6798	42.5586	53.20	76 Mazrudi, Yuszairy
24	62	23.42	2.6473	42.0421	52.55	21 Singh, Sandeep
25	57	23.38	2.4380	38.7178	48.40	71 Ahmad, Nazli
26	70	29.76	2.3522	37.3547	46.69	58 Loke, Civon
27	68	30.38	2.2383	35.5469	44.43	51 Ng, Lionel
28	66	29.75	2.2185	35.2320	44.04	53 Choo, Henry
29	44	20.75	2.1205	33.6755	42.09	33 Chongbong, Naresh
30	56	27.47	2.0386	32.3750	40.47	54 Tong, Ken
31	41	20.77	1.9740	31.3493	39.19	32 Gurung, Balbahadur
32	60	33.37	1.7980	28.5545	35.69	47 Lim, Veronica
33	37	22.17	1.6689	26.5043	33.13	28 Leong, Paul
34	42	25.81	1.6273	25.8429	32.30	31 Symons, Alan
35	74	52.43	1.4114	22.4146	28.02	75 Teng, Kelvin
36	36	29.97	1.2012	19.0764	23.85	35 Rai, Barja Kumar
37	27	25.17	1.0727	17.0357	21.29	48 Chua, Soon Heng
38	26	26.21	0.9920	15.7538	19.69	13 Wong, Ding Fui Leo
39	30	30.46	0.9849	15.6412	19.55	46 Wan, Chee Tong
40	14	27.81	0.5034	7.9948	9.99	56 Mohd Ali, Herwandy
41	0	28.71	0.0000	0.0000	0.00	29 Cheng, John

REVOLVER (STANDARD) -- Overall Stage Results

Singapore Open Shooting Championship 2010

Printed July 13, 2010 at 14:43



Stage 9 -- You Never Walk Alone

	PTS	TIME	HIT FACTOR	STAGE POINTS	STAGE PERCENT	COMPETITOR # Name
1	76	33.30	2.2823	80.0000	100.00	16 Chan, Chi Kong
2	72	31.91	2.2563	79.0909	98.86	15 Poon, Ming Yan
3	75	34.01	2.2052	77.2992	96.62	14 Luk, Carlo Vitus
4	70	40.67	1.7212	60.3316	75.41	60 Koo, Johnson
5	60	36.36	1.6502	57.8426	72.30	59 Samad, A
6	41	25.12	1.6322	57.2117	71.51	80 Song, Kelvin
7	71	43.77	1.6221	56.8594	71.07	18 Tsang, Chi Yong Noel
8	76	47.04	1.6156	56.6327	70.79	78 Tan, Richard
9	55	38.33	1.4349	50.2973	62.87	17 Tam, Kwok Wai
10	45	33.00	1.3636	47.7990	59.75	81 Hassan, MD Kamil
11	80	60.31	1.3265	46.4966	58.12	40 Mandraj, Deepak
12	76	58.49	1.2994	45.5462	56.93	43 Tan, Chee Yong
13	63	55.22	1.1409	39.9912	49.99	41 Yatim, Mohd
14	32	43.37	0.7378	25.8631	32.33	77 Lye, Louis
15	57	77.99	0.7309	25.6187	32.02	42 Hussain, Zakir
16	48	65.85	0.7289	25.5509	31.94	79 Hoh, Guy


OPEN -- Overall Stage Results
Singapore Open Shooting Championship 2010
Printed July 13, 2010 at 14:43



Stage 10 -- U or N

	PTS	TIME	HIT FACTOR	STAGE POINTS	STAGE PERCENT	COMPETITOR # Name
1	118	34.30	3.4402	130.0000	100.00	8 Lai, Kwong Sang
2	108	32.32	3.3416	126.2722	97.13	7 Pledger, Kevin
3	123	37.36	3.2923	124.4095	95.70	2 Ho, Michael
4	89	27.71	3.2118	121.3693	93.36	10 Tse, Lai Man
5	106	41.71	2.5414	96.0331	73.87	25 Loh, Eric Joel
6	120	48.85	2.4565	92.8265	71.41	45 Puk, James
7	63	34.64	1.8187	68.7255	52.87	9 Tang, Kam Tim
8	72	40.94	1.7587	66.4569	51.12	3 Ng, Simon
9	73	44.48	1.6412	62.0174	47.71	44 Lim, David
10	111	69.37	1.6001	60.4654	46.51	6 Leong, Harry
11	38	39.46	0.9630	36.3900	27.99	5 Wong, Steve

STANDARD -- Overall Stage Results
 Singapore Open Shooting Championship 2010
 Printed July 13, 2010 at 14:43



Stage 10 -- U or N

	PTS	TIME	HIT FACTOR	STAGE POINTS	STAGE PERCENT	COMPETITOR # Name
1	123	46.66	2.6361	130.0000	100.00	62 Baluyot, Arturo, Sr
2	118	45.75	2.5792	127.1961	97.84	68 Cainto, Reynold
3	106	55.18	1.9210	94.7343	72.87	63 Ong, Eng Chong
4	81	44.07	1.8380	90.6411	69.72	65 Thang, Kelvin
5	98	65.30	1.5008	74.0109	56.93	24 Koh, Adrian
6	83	59.34	1.3987	68.9785	53.06	64 Cheung, Ricky
7	101	77.59	1.3017	64.1946	49.38	23 Wee, Soh King
8	72	63.94	1.1261	55.5319	42.72	66 Lee, Alvin
9	78	80.92	0.9639	47.5359	36.57	4 Buenaventora, Ronald

PRODUCTION -- Overall Stage Results
 Singapore Open Shooting Championship 2010
 Printed July 13, 2010 at 14:43



Stage 10 -- U or N

	PTS	TIME	HIT FACTOR	STAGE POINTS	STAGE PERCENT	COMPETITOR # Name
1	116	33.69	3.4432	130.0000	100.00	26 Pang, Stuart
2	120	44.39	2.7033	102.0663	78.51	34 Gurung, Suman
3	109	40.68	2.6794	101.1654	77.82	74 Chow, Alex
4	95	35.53	2.6738	100.9520	77.66	50 Velayudhan, Sivakumar
5	110	41.67	2.6398	99.6680	76.67	51 Ng, Lionel
6	100	38.48	2.5988	98.1186	75.48	36 Chhantel, Suryaman
7	104	40.24	2.5845	97.5802	75.06	38 Magar, Rabindra Buhda
8	108	42.30	2.5532	96.3984	74.15	20 Loh, Raymond
9	112	44.38	2.5237	95.2834	73.29	73 Sim, Francis
10	93	37.46	2.4826	93.7349	72.10	52 Ho, Wee Wan
11	95	38.85	2.4453	92.3249	71.02	33 Chongbong, Naresh
12	99	40.83	2.4247	91.5466	70.42	28 Leong, Paul
13	108	48.81	2.2127	83.5413	64.26	21 Singh, Sandeep
14	118	54.00	2.1852	82.5039	63.46	70 Thng, Tony
15	97	44.45	2.1822	82.3922	63.38	69 Poh, Kelvin
16	112	52.32	2.1407	80.8233	62.17	71 Ahmad, Nazli
17	80	37.45	2.1362	80.6537	62.04	1 Lee, Matthew
18	76	36.64	2.0742	78.3149	60.24	39 Rai, Padam Sundar
19	112	54.06	2.0718	78.2219	60.17	30 Wu, Julian
20	89	43.63	2.0399	77.0178	59.24	57 Toh, Pei Lian
21	99	50.58	1.9573	73.8997	56.85	54 Tong, Ken
22	72	37.25	1.9329	72.9781	56.14	19 Tan, Guan Hua
23	75	39.55	1.8963	71.5980	55.08	27 Liaw, Wei Shing
24	114	60.54	1.8831	71.0966	54.69	47 Lim, Veronica
25	92	49.32	1.8654	70.4289	54.18	49 Chan, William
26	120	64.47	1.8613	70.2765	54.06	22 Yik, Chih Hoe
27	79	43.73	1.8065	68.2078	52.47	32 Gurung, Balbahadur
28	72	41.12	1.7510	66.1098	50.85	72 Choi, Wei Meng
29	86	49.75	1.7286	65.2667	50.21	35 Rai, Barja Kumar
30	85	52.54	1.6178	61.0823	46.99	48 Chua, Soon Heng
31	102	64.68	1.5770	59.5411	45.80	53 Choo, Henry
32	93	63.59	1.4625	55.2180	42.48	58 Loke, Civon
33	106	74.59	1.4211	53.6552	41.27	76 Mazrudi, Yuszairy
34	71	50.89	1.3952	52.6759	40.52	11 Ho, Eddie
35	103	75.02	1.3730	51.8378	39.88	75 Teng, Kelvin
36	79	67.15	1.1765	44.4189	34.17	13 Wong, Ding Fui Leo
37	78	68.32	1.1417	43.1055	33.16	31 Symons, Alan
38	47	51.04	0.9208	34.7675	26.74	37 Rana, Ranbahdur
39	51	56.25	0.9067	34.2321	26.33	56 Mohd Ali, Herwandy
40	32	77.05	0.4153	15.6806	12.06	46 Wan, Chee Tong
41	18	48.92	0.3679	13.8922	10.69	29 Cheng, John

REVOLVER (STANDARD) -- Overall Stage Results

Singapore Open Shooting Championship 2010

Printed July 13, 2010 at 14:43



Stage 10 -- U or N

	PTS	TIME	HIT FACTOR	STAGE POINTS	STAGE PERCENT	COMPETITOR # Name
1	119	62.18	1.9138	130.0000	100.00	15 Poon, Ming Yan
2	117	66.70	1.7541	119.1536	91.66	16 Chan, Chi Kong
3	110	68.39	1.6084	109.2565	84.04	80 Song, Kelvin
4	98	63.50	1.5433	104.8334	80.64	17 Tam, Kwok Wai
5	114	77.26	1.4755	100.2299	77.10	78 Tan, Richard
6	101	73.89	1.3669	92.8502	71.42	18 Tsang, Chi Yong Noel
7	94	69.47	1.3531	91.9132	70.70	59 Samad, A
8	119	90.55	1.3142	89.2700	68.67	79 Hoh, Guy
9	96	76.18	1.2602	85.6007	65.85	14 Luk, Carlo Vitus
10	113	98.35	1.1490	78.0461	60.04	77 Lye, Louis
11	109	108.26	1.0068	68.3920	52.61	43 Tan, Chee Yong
12	57	61.73	0.9234	62.7228	48.25	81 Hassan, MD Kamil
13	102	116.07	0.8788	59.6935	45.92	42 Hussain, Zakir
14	90	110.44	0.8149	55.3558	42.58	40 Mandraj, Deepak
15	37	65.45	0.5653	38.4007	29.54	60 Koo, Johnson
16	37	100.51	0.3681	25.0057	19.24	41 Yatim, Mohd



Disqualified Shooters

No. Name

12 Mack, Wing Bill

55 Karsi, Aidi